

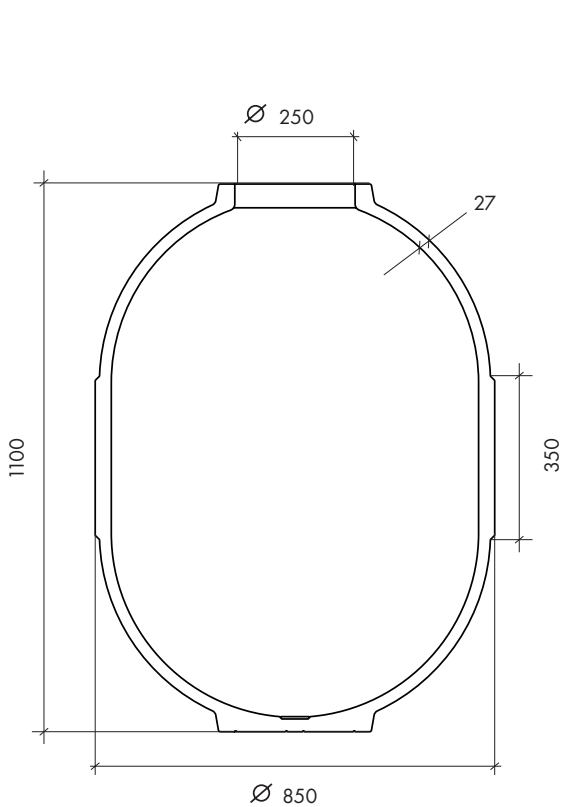
GALATEA

Clayver 400l - 850l



Clayver 400l - 850l Galatea Configurations

Galatea has an elongated, elegant shape. Its 'egg' shape makes it possible to increase the volume of the container while retaining the same capacity to exploit convective movements. The process takes place thanks to the spherical ends which, in maceration with the skins, helps to keep the cap compact and homogeneous. The stainless steel support is easy to level ●

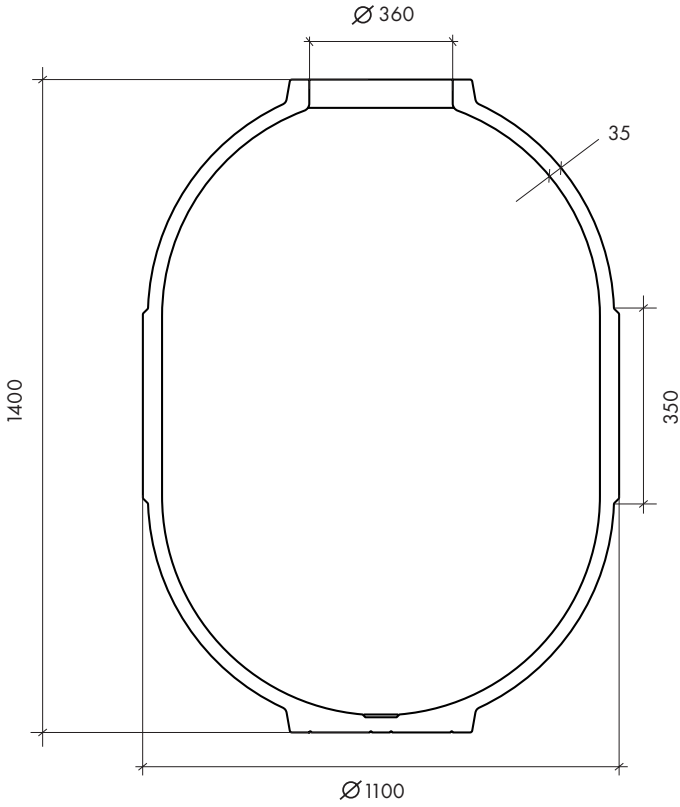


Material
Clayver stoneware

Capacity
400l

Weight
175kg

Micro-oxygenation
O=3,5mg/l/year
O+=10,4mg/l/year




Material
Clayver stoneware

Capacity
850l

Weight
380kg

Micro-oxygenation
O=1,8mg/l/year
O+=5,5mg/l/year



CONFIGURATIONS

CERAMIC VESSELS

MODEL CLAYVER GALATEA

400l - 850l

According to Ovid, Galatea was a beautiful sea nymph, in love with Acis, a young shepherd whose lover she was, but also the object of

desire of the Cyclops Polyphemus, who, finding the two in a love affair, was jealous and killed the Cyclops. The nymph, distraught with grief, turned

her blood to keep their love affair alive. A character from mythology linked to the myth of 'Polyphemus' (Polifemo), which will recur (p. 44).

Just like the bewitching nymph, Galatea is elegant and seductive, perfect for a refined and elegant wine cellar.



- Galatea 01 - 400l**
- Ceramic vessel with closed bottom
 - Glass lid + O-Ring cod. CL123
 - Rings with clamps for stainless steel lid cod. CL104
 - Silicone cap (big) cod. CL329



- Galatea 02 - 400l**
- Ceramic vessel with drain
 - Glass lid + O-Ring cod. CL123
 - Rings with clamps for stainless steel lid cod. CL104
 - Stainless steel support cod. CL257
 - Silicone cap (big) cod. CL329
 - Stainless steel outlet DIN 40 F cod. CL370
 - Stainless steel valve 304 DIN40 cod. CL372



- Galatea 05 - 400l/850l**
- Ceramic vessel with drain
 - Stainless steel lid cod. CL116
 - Silicone cap
 - Stainless steel support cod. CL257
 - Drain with valve 40 DIN cod. CL105
 - Two-way valve cod. CL118

Opt. Wine taster cod. CL117



- Galatea 06 - 400l/850l**
- Ceramic vessel with drain
 - Glass filler cod. CL112
 - Stainless steel lid for Vertical vessel cod. CL309
 - Stainless steel support cod. CL257
 - Stainless steel outlet DIN 40 F cod. 370
 - Stainless steel valve

Opt. Wine taster cod. CL117



- Galatea 03 - 400l**
- Ceramic vessel with drain
 - Glass lid + O-Ring cod. CL123
 - Glass filler cod. CL112
 - Rings with clamps for stainless steel lid cod. CL104
 - Supporto in acciaio cod. CL257
 - Stainless steel support
 - Stainless steel outlet DIN 40 F cod. CL370
 - Stainless steel valve 304 DIN40 cod. CL372



- Galatea 04 - 400l/850l**
- Ceramic vessel with closed bottom
 - Stainless steel lid cod. CL116
 - Stainless steel cap inox cod. CL333
 - Silicone cap cod. CL329

Opt. Wine taster cod. CL117



- Galatea 07 - 400l/850l**
- Ceramic vessel with drain
 - Stainless steel lid (CL116)
 - Two-way valve cod. CL118
 - Stainless steel support cod. CL257
 - Stainless steel outlet DIN 40 F cod. CL370
 - Stainless steel valve

Opt. Wine taster cod. CL117



- Galatea 08 - 400l/850l**
- Ceramic vessel with open bottom
 - Stainless steel lid (CL116)
 - Lower door lid for vessel with open bottom cod. CL124
 - Stainless steel cap inox cod. CL333
 - Stainless steel support cod. CL257
 - Lower door lid for vessel with open bottom cod. CL367
 - Stainless steel 304 ball valve M/G DIN40 cod. CL371 / cod. CL372 (DIN40 thread)
 - Stainless steel valve

Opt. Wine taster cod. CL117